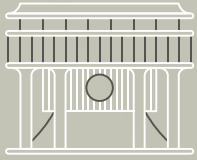


2016 ANNUAL ECONOMIC IMPACT SURVEY



\$11.9 MILLION
IN 2016 INVESTMENT



\$37.4 MILLION
IN 2016 SBIR GRANTS

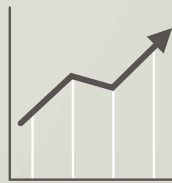


10x ROI FOR STATE
\$1 INVESTED IN GRANT PROGRAMS,
GENERATES ~ \$10 IN STATE TAXES

80|80 BY 2030

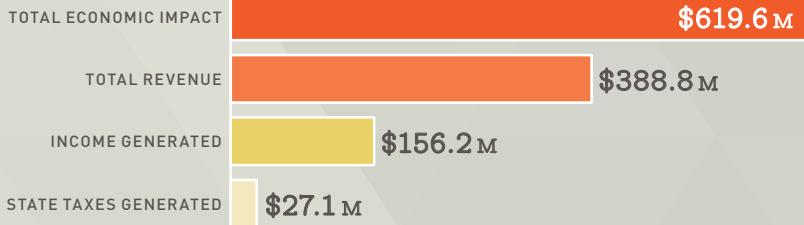
80,000 JOBS
EARNING \$80,000

ALL COMPANIES 150 COMPANIES 3,094 TOTAL JOBS 2,687 JOBS IN HI



\$619.6m

TOTAL ECONOMIC IMPACT



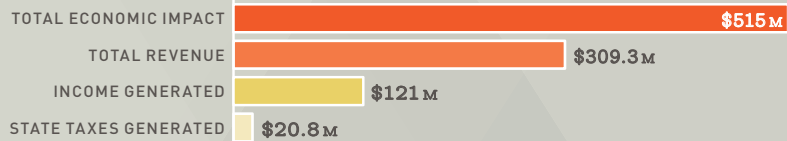
\$0 MIL \$350 MIL \$700 MIL

MFG. GRANT COMPANIES 42 COMPANIES 1,984 JOBS



\$515m

ECONOMIC IMPACT



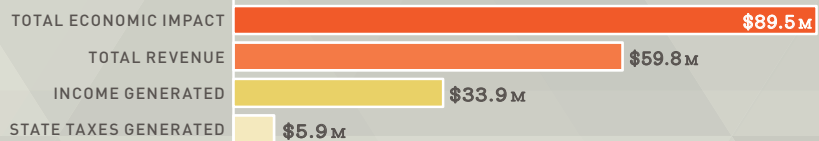
\$0 MIL \$300 MIL \$600 MIL

HSBIR GRANT COMPANIES 37 COMPANIES 372 JOBS



\$89.5m

ECONOMIC IMPACT




\$0 MIL \$50 MIL \$100 MIL

INNOVATE HAWAII, MFG. EXTENSION 49 COMPANIES 565 JOBS SAVED 72 NEW HIRES



\$28.2m

2016 REVENUE



\$0 MIL \$15 MIL \$30 MIL

* The survey was distributed to all active MIC/MRTC tenants, virtual & graduate incubator companies, Neighbor Island Innovation clients and HSBIR & MAP grant awardees. About 78% of the 193 companies completed the survey. The results above represent only the respondents, therefore the figures are conservative estimate. ** Innovate Hawaii impacts are collected and reported per federal requirements.